

Fire Fighter
Tip: Keep
'em handy!
Hang one or
two on
your fan!

VENTRY


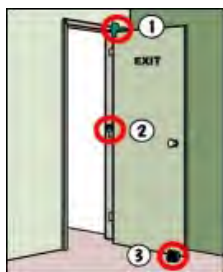
Solutions, Inc.

One complimentary Ultimate Door Stop is included with every new VENTRY® Fan!



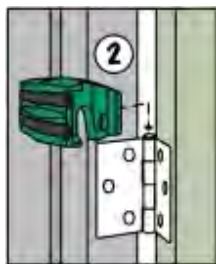
How an Ultimate Door Stop Works

The Ultimate Door Stop is designed to hold a door open at a 90° angle. It can be placed (1) on top of the door; (2) over the hinge pin; or (3) on the floor.



1) Top of the Door

With door open to a 90° angle, place the UDS on top of the door, between the door and door jamb. Because doors vary, the Ultimate Door Stop is designed with four settings.



2) Over the Hinge Pin

With door open to a 90° angle, place the Ultimate Door Stop over the hinge between the door and the door jamb.



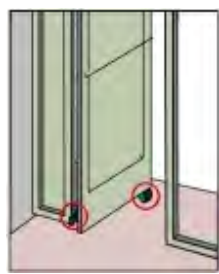
3) On the Floor

The door stop can be used on the floor like a traditional wooden or rubber door stop.



Pivoting Glass Doors

The Ultimate Door Stop can also be placed in the opening of metal framed glass doors that pivot at top and bottom or placed on the floor like a traditional door stop.



ALL-TERRAIN
VENTRY
PPV FANS®

ALL TERRAIN
LENTRY
PORTABLE LIGHTING SYSTEMS



VENTRY

Solutions, Inc.

Ventry Solutions, Inc.

For Firefighters, By Firefighters

Phone: (888) 257-8967

Fax: (208) 777-0360

Email: info@ventry.com

14128 N Hauser Lake Rd

Hauser, ID 83854 USA

ventry.com

Ultimate Door Stops are available through authorized VSI Dealers and direct from VSI:

Ventry Solutions, Inc. | (888) 257-8967 | ventry.com

20220224

Visit our website for a simple product catalog, brochures, photo galleries, dealers, training resources, and much more.

20220224